

Complete Dolch Word List Divided by Level

Pre-primer	Primer	Grade One	Grade Two	Grade Three
a	all	after	always	about
and	am	again	around	better
away	are	an	because	bring
big	at	any	been	carry
blue	ate	ask	before	clean
can	be	as	best	cut
come	black	by	both	done
down	brown	could	buy	draw
find	but	every	call	drink
for	came	fly	cold	eight
funny	did	from	does	fall
go	do	give	don't	far
help	eat	going	fast	full
here	four	had	first	got
I	get	has	five	grow
in	good	her	found	hold
is	have	him	gave	hot
it	he	his	goes	hurt
jump	into	how	green	if
little	like	just	its	keep
look	must	know	made	kind
make	new	let	many	laugh
me	no	live	off	light
my	now	may	or	long
not	on	of	pull	much
one	our	old	read	myself
play	out	once	right	never
red	please	open	sing	only
run	pretty	over	sit	own
said	ran	put	sleep	pick
see	ride	round	tell	seven
the	saw	some	their	shall*
three	say	stop	these	show
to	she	take	those	six
two	so	thank	upon	small
up	soon	them	us	start
we	that	then	use	ten
where	there	think	very	today
yellow	they	walk	wash	together
you	this	were	which	try
	too	when		warm

* 'shall' has dropped out of use

FUN GAMES TO PRACTICE SIGHT WORDS AT HOME

Paper Plate Toss: Write sight words on paper plates. Use them like Frisbees to throw after reading the word. Add in some additional fun by adding a target.

Flashlight Words: Turn off the lights. Tape words on the wall or ceiling. Use the flashlight to shine on the word, then have your child read it.

Go Fish: With a duplicate set of word cards play "Go Fish." You can easily make your own cards out of index cards.

Stepping Stones: Place the word cards on the floor, making a fun stream going across the room. Have your child walk over the stream. As they step onto the stepping stone (word), have them say the word before they move on to get to the other side of the stream.

Tic-Tac-Toe: Write words in the tic-tac-toe spaces. Take turns selecting a space to read. If read correctly, an X or O is placed on the space until someone wins.

Word-O: This is played just like BINGO. Fill in a card with the words that you are working on. Call out the words and mark the spaces. The first one with a card covered calls out the word "WORDO!"

Word Hunt: Look for target words in books or in the newspaper. If using the newspaper your child can highlight or circle the words that she finds.

Word Jump: Write the sight words onto the driveway. Call out a word. Have your child jump their way to the sight word.

SNAP: You put the sight words you want them to practice on flash cards and put the flash cards into a jar. Also, you write the word SNAP on a few flash cards and put them in to the jar. The kids can play in partners or in a groups of

3 or 4 with siblings. They take turns pulling a card out of the jar. If they can say the word on the card automatically with no struggle, they get to keep the card. If they struggle, they have to put it back. If they pull out one of the cards that says SNAP, they have to put all of the cards they've drawn back. The first person to 5 cards (or 10) wins!

Stair Chase: Place two sight word cards on each stair. Let them pick one sight word on the way up, saying the word and picking up the card when they get it correctly. Have them practice the other sight words on the way down.

Coin Toss: Put words on the floor. Children take turns tossing a coin onto a word and saying the word. If they get the word correctly, they keep the coin. If you like, first to 10 coins wins. Or see if they can collect all of the coins.

Concentration: Create two sets of word cards. Place the word cards face down. Have your child turn over two cards, trying to make a match. Continue until all of the words are matched.

Play who am I? Lay out the word cards. Then give the child clues to what the selected word is. For example, if the word was "red," you could say – I rhyme with bed. I had three letters. I end with the letter D. Have the child locate the word.

Chalk Writing: Go outside and practice writing the sight words with chalk on the sidewalk.

Beat the Clock: See how many times your child can write a word in one minute. Or see how many flash cards your child can read in one minute.

Words You Can Eat: Write your words in whipped cream, peanut butter, carrots or anything you can eat.

Who has more? Flash words cards to your child. If they read the word within 5 second, they get to keep the card. If not, you keep the card. If the child has more cards than you at the end, they win.

Salt Tray: Grab a tray or baking sheet with edges. Pour in salt. Write the word in salt. When your child says it correctly, they get to erase the word.

Use shaving cream. Kids love the texture, and it is way more fun than writing the words using pencil and paper.

Play Sight Word Tick-Tack-Toe. Assign each partner a sight word instead of using X's and O's.

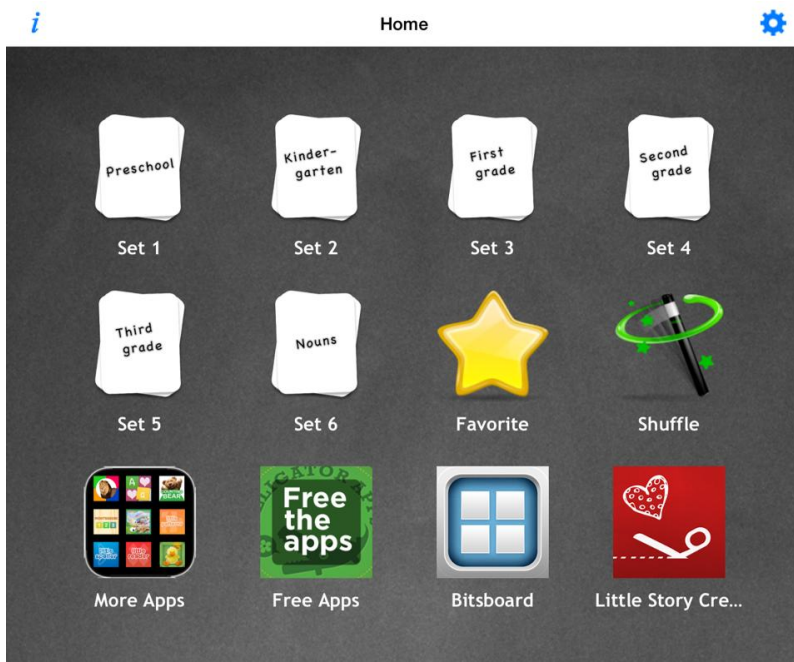
Magnetic Letters

Pipe Cleaners

Pinterest ideas

Free Sight Word Apps


1. **Sight Words List** – This is a simple app with an easy interface. There are 6 sets of words to practice, and you can customize the cards and categories. Font size and color is also customizable! (No ads!)



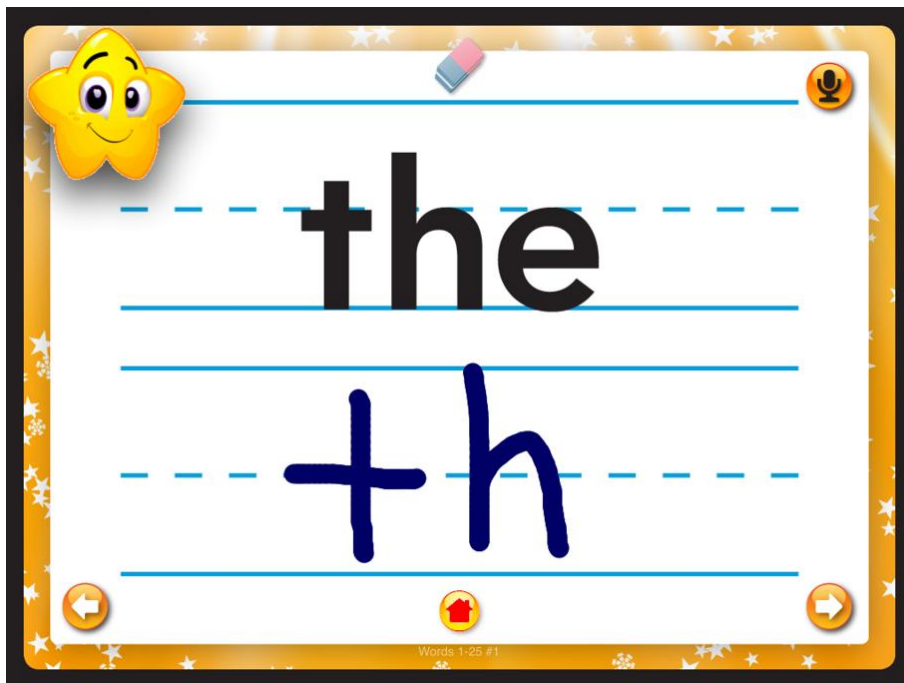
2. **Sight Words** – This app has pre-primary and primary lists to practice. There are only 10 words for each list it goes through, but the games have more words. I love the word bingo! There are easy and hard settings. (Ads)

3. **Sight Words 2** – This is the sequel to the above app, with sight words for 1st and 2nd grades. (Ads)

*4. **Learn Sight Words** – This app is definitely one of my favorites. I love the simple interface and how easy it is to use. Students can swipe through the cards, and can click on the words to hear them. You can also turn the sound off. There are lists for pre-k through 3rd grade, and nouns. There is a 25 word mix option, and also a category for any words you flag. (No ads)



- *5. **Sight Words by Little Speller** – This app has tons of options to customize! Kids drag letters and put them in the right order. There are 5 levels of words. (No ads!)
- 6. **Sight Words Flash Cards** – This is a cute app with pre-primary, kindergarten, 1st grade, and 2nd grade lists. There are fun backgrounds like space, kids, and balloons. There is an option to flag the words that need more practice, and then on the main menu you can click practice to go over just those words. This app doesn't have many customization options, but it's still pretty great! (Ads)
- 7. **Sight Words: Kids Learn** – There are 25 sight words to practice in this app (the paid version has more). Kids can practice the words by writing them, recording and listening to themselves (nice feature!), and by practicing the words in a few activities. I think this app provides great practice. (No ads!)

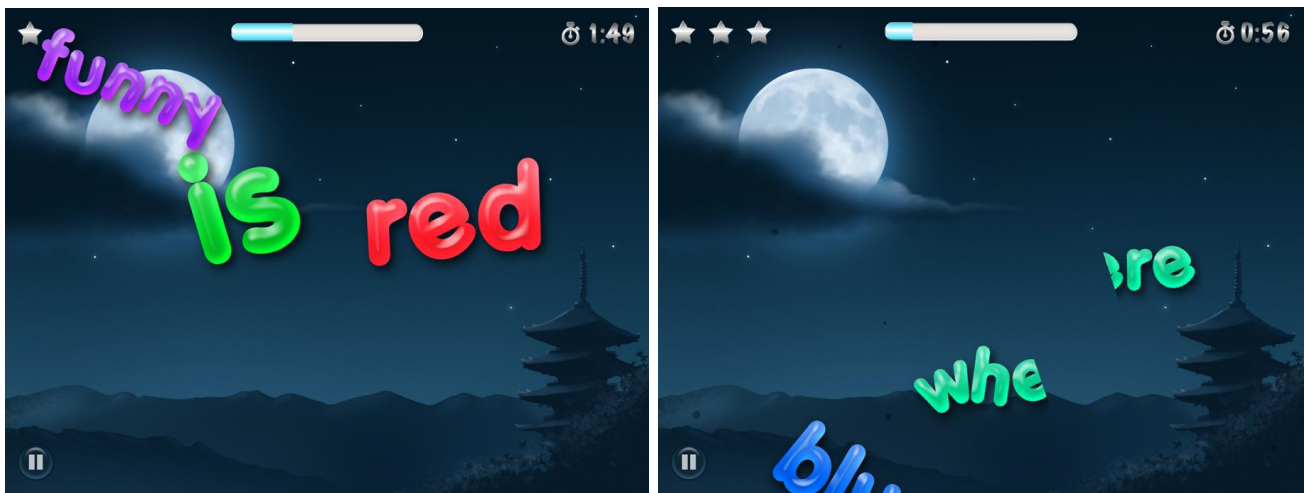


8. **Eggy 100 HD** – Practice sight words with eggs! This is a cute app that has access to 100 sight words (the full version has 250). It also has a choice of accents: Australia, English, and United States, which is pretty neat. (No ads!)

9. **Fry Words** – Practice Fry words that are broken down into lists of 10. This app has an easy to use interface, and has great options to customize. (No ads!)

*10. **Sight Words by Photo Touch** – I mentioned this app in my [Top Free Reading Apps](#), but wanted to mention it again because I like it so much. Students listen to the sight word being read, and they touch the correct word out of the choices given. You can even customize the word lists. Seriously, check it out! (No ads!)

*11. **Sight Words Ninja** – (No longer free, bummer!) This one is so fun! Imagine the Fruit Ninja game, but with sight words. Kids listen to the word, and then “slice” the correct one. There are a few options to customize, and word lists include preschool through 3rd grade. The animation definitely will keep kids engaged! And adults too... (No ads!) Also it was extremely hard to take a screen shot of this while trying to slice a word, so I hope you appreciate these images :)



12. **Ace Writer – Dolch Sight Words HD Free Lite** – Practice Dolch sight words in this app in a fun way. Kids can trace each letter and also touch the letters to hear each sound. There are more words in the full version, but it still has a pretty decent amount from pre-primer to 3rd grade. (Ads)

13. **Bob Books Reading Magic Lite** – I mentioned this app in [this post](#), but would like to mention it again. This free version is a bit limited, but I am a huge fan of the Bob Books, so I still like it. (No ads!)

*14. **ABC Sight Words Writing Free Lite HD** – Kids practice Dolch sight words by tracing the letters. This has a pretty similar interface as the Ace Writer, but has a few more options. I like that you can turn off the letter tracing arrows if you want, and the tracing difficulty has different levels. (No ads!)