

































Decoding Strategies

<p>flip the sound</p> <p>a  </p> <p>e  </p>	<p>cross check</p> <p> </p> <p>Did the word you said look right? sound right? make sense?</p>	<p>rhyming robot</p> <p></p> <p>proud reminds me of loud and cloud.</p>
<p>l  </p> <p>o  </p> <p>u  </p>	<p>chunky monkey</p> <p>Look for chunks you know.</p> <p>be-ing yes-ter-day</p> <p></p>	<p>cover the ending</p> <p>wanted </p> <p>Cover the -ed to focus on the base word want. Then add the -ed back.</p>
<p>c  </p> <p>g  </p> <p>oo  </p> <p>ow  </p> <p>y  </p>	<p>use the pictures</p> <p>"Oh, that word must be castle since I see one in the picture."</p> <p></p>	<p>skip the word</p> <p></p> <p>Read the rest of the sentence, then come back and try again.</p> <p>Sometimes there are cues in the sentence that can help you figure it out.</p>
<p>3 sounds of -ed</p> <p>/t/  baked</p> <p>/d/  waved</p> <p>/ɪd/  haunted</p>	<p>when two vowels go walking ...</p> <p> "e" meat</p> <p>...the first one does the talking.</p>	<p>magic e</p> <p> "u" cube</p> <p>She makes the vowel say its name but she stays silent.</p>